



**INTERNATIONAL JOURNAL OF ENGINEERING SCIENCES & RESEARCH  
TECHNOLOGY**

**Synthesis, Testing of Polymer Carbon Nanocomposite and Structural Analysis of  
Tennis Racket Frame**

**P.K.Chidambaram**

<sup>\*1</sup>Research Scholar, Tamil Nadu Physical Education and Sports University, Chennai, India

<sup>2</sup>Professor and Head, Sports technology, Tamil Nadu Physical Education and Sports University,  
Chennai, India

Chid3011@gmail.com

**Abstract**

The tennis racket frame design had lot of improvements in the past few years. The racket heads have grown larger, on frames that have become lighter. The tennis racket frame and strings are of great importance for the player performance. The paper proposes synthesis, mechanical testing and structural analysis of four ratios of Nylon6,6/MWNT new nanocomposite material introducing to a tennis racket frame. The strings made by existing nylon fiber. Test the mechanical properties of the nanocomposite using universal testing machine. The racket shape and dimensions can be established by the designer. The racket design was performed by using PRO/ENGINEER software. The racket model can be export to ANSYS analysis software in order to analysis the mechanical properties of the new nanocomposite and structural analysis of the racket, especially the impact of tennis ball with string bed of the racket frame.

**Keywords:** Carbon nanotube, Nylon6,6, Properties, PRO/ENGINEER, ANSYS.

**Introduction**

When tennis was first invented, wooden rackets had always been used. The usage of wood rackets lasted for decades, until the 1970s. Thereafter metal tennis racket frames were introduced for the first time. These metal frames quickly replaced the old wooden frames, as many advantages could be spotted with such a change. Late 80's as manufacturers experimented with mixing different types and proportions of metals together to construct the frames, the racket frames became stronger, but also lighter. Most racket manufacturers mix graphite with another metal, such as titanium, to form composite metals. Many of the racket frame made of Carbon fiber composite materials are stiffer and lighter in weight than most of the updated rackets. Increased stiffness reduces energy absorbed by the frame on ball contact and so increases applied ball velocity. New materials and technologies have been widely used.

Today's tennis rackets are a showcase of high tech materials and engineering [1]. These arguments allow us to consider this field as the science of tennis racket. Now day's tennis players are use the latest rackets of advance engineering materials for enhanced mechanical properties and lighter in aspect ratio of nanocomposite materials. At present various nanocomposite materials are in research work for replacement of existing material.

Matthew Vokoun described in his work, the design aspects of Tennis Rackets the two main design aspects of tennis rackets, which are classified in external and internal design aspects. The external design aspects consist in strings, head size, and beam size. The internal design aspects are material type, weight, and balance [2],[3]. The strings characteristics such as elongation, tension, and pattern density are of great importance in stroke production. The head size provides the desired power: a larger head provides more power (longer head) or a better control (wider head). The beam size (racket's cross section) influences the racket's stiffness and power. Most modern racket frames are made from light-weight polymer nanocomposite allowing good frame flexibility, more power or more control, depending on the shots. Other important aspect refers to how racket's weight and its distribution affect balance and control.

New racket models are designed using computer-aided design which allows precise calculation of material rigidity and center of gravity. The trend today is toward lighter, bigger rackets, and these are viable because of advanced materials engineering [2]. Today's racket designs rely heavily on the engineering and scientific fields. For those who are interested in tennis it is important to understand the modern design aspects of tennis rackets. This knowledge can be used by a tennis

player to choose the best racket for him and to improve the tennis techniques. Understanding these design aspects is also important to anyone with an interest in modern technology [2][3].

The Carbon nanotubes were first discovered by Iijima in 1991[4-5]. Carbon nanotubes are among the most amazing materials discovered in the 20<sup>th</sup> century and probably the most highly cited name in scientific literature over the past two decades. Carbon Nanotubes are typically considered as molecular scale tubes of graphite carbon. Depending on numbers of carbon layers, they are categorized as single-walled and multi walled nanotubes. Rolling single layer of graphite is SWNT. Rolling two and more than two layers of graphite is called MWNT.

Carbon Nanotubes show unique combinations of mechanical properties like stiffness, toughness, strength, thermal, physical & very high electrical conductivity. MWNTs with tensile strength up to 63MPa, and with a high aspect ratio of 1,000 or higher are available[6-10]. Thermoplastic materials are those which get softened on the application of heat with or without pressure but they require cooling to set them to shape. Nylon6,6 is one of the very important thermoplastic materials. It is made of hexamethylene diamine and adipic acid, which give nylon 6,6 a total of 12 carbon atoms. It is very tough, strong and rigid. [11-12]

In this research, synthesizing various ratios of MWNTs with Nylon 6,6 and the study of improvements in mechanical properties of the polymer nanocomposites were attempted. Attempts were being made to use this material for making tennis racket frame. The tennis racket frame requires high stiffness, high impact strength, high tensile, flexural modulus, stiffness and less in weight. The racket 3D modeling was performed by using PRO/ENGINEER software. The 3D racket model can be export to ANSYS analysis software and structural analysis of the racket, especially the impact of tennis ball with string bed of the racket frame was performed.

## Experimental

### Materials

The Nylon6,6 used in this study was obtained from DuPont India Pvt Ltd., under the trade name of Zytel 101L<sup>TM</sup>. Nylon6,6 has a melt flow index value of 11g/10 min (275°C@ 0.325 kg) and melts at a temperature range between 260°C to 270°C. The Multiwall Carbon Nanotubes (MWNTs) were obtained from Sunnano, China with the purity of >95%, residue (after calcinated) <5%, diameter of the MWNT being 10-30nm.

### Preparation of the blends

Prior to blending, Nylon 6,6 and Multiwall Carbon Nanotubes were dried at 80°C in an oven for 12 hrs. Nylon 6,6 composites were prepared by using Twin Screw Extruder Bersforft, FRG (L/D= 30, L=1m) in the temperature range of 250-285°C and at a screw speed of 150 rpm

### Synthesis of Carbon Nanocomposite

After preparation of blend materials with various four ratios of nanocomposite, it is ready for synthesizing. Using Twin Screw Extruder starts the synthesis of each composition. Five heaters will set temperatures between 220°C and 285°C while constant temperature is maintained during the melting. Through the nozzle the wire is drawn via water pool so that wire loses its heat and starts cooling and the wire is cut into small granules.

### Sample Preparation

Using Injection moulding machine ,WINDSOR 130 Ton, India specimens of Virgin nylon6,6 and Nylon6,6/MWNT are prepared with of Tensile strength(ASTM D638), Flexural strength (ASTM D790), Impact strength (ASTM D256) and Hardness strength (ASTM D2240) as per ASTM standards.

### Mechanical testing

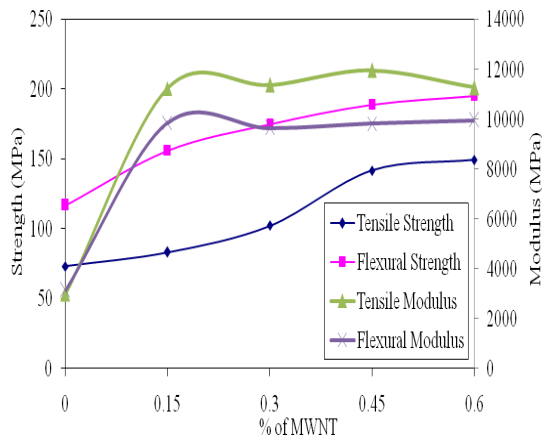
Specimens of Virgin nylon6,6 and Nylon6,6/MWNT were subjected to tensile test carried out as per ASTM D638 using Universal testing machine (UTM) SHIMADZU AUTOGRAPH (model AG 50kN ISD MS),Japan .A cross head speed of 50mm/min and gauge length of 50mm was used for carrying out the test. Specimens of Virgin nylon6,6 and Nylon6,6/ MWNT were taken for flexural test under three point bending using the same universal testing machine (UTM) with ASTM D790 at a cross head speed of 1.3 mm/min and a span length of 50mm. The Izod impact strength was determined with Tinius Olsen impact testing machine with specimen using notch cutter, cutting the specimen into 2.54 mm notch length, 45° notch angle at centre as per ASTM D 256. Hardness testing with the help of Duro hardness (Shore-D) with standard specimen ASTM D2240 was done. The test results were obtained by taking the average of five readings for each composition. For analyzing the mechanical properties test specimens were initially conditioned at 23±1° C and 55±2% RH. Five replicate specimens were used for each test and the data reported were the average of five tests. Corresponding standard deviations along with measurement uncertainty values for the experimental data showing the maximum standard deviation were also included.

**Results and Discussion**

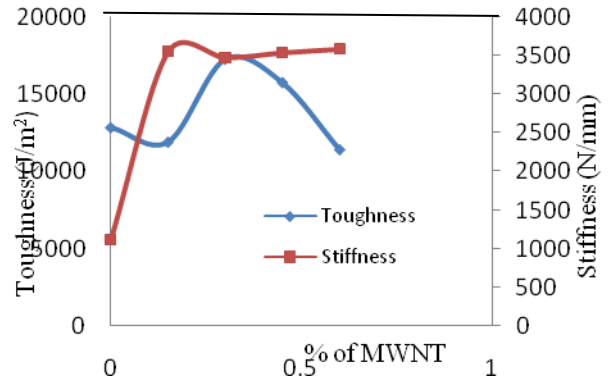
**Measurement and Mechanical Characterization**

The Nylon6,6 and Nylon6,6/ MWNT Nanocomposite with various ratios of MWNT like 0.15w%,0.3w%,0.45w% and 0.6w% were prepared. The Tensile strength, Flexural strength, Tensile strength and Flexural modulus of the nanocomposite increased with compared Virgin nylon6,6. In that nanocomposite up to 0.6w% multiwall carbon nanotube significant improvement of mechanical properties occurs. Fig.1(a),(b),(c) shows the values. The tensile modulus of the nanocomposite increases the value up to 0.45w% MWNT and then starts to reduce [13-16]. The average tensile strength, flexural strength and flexural modulus for 0.6 wt% structures are approximately 51% 40% and 69% respectively and are those of greater than virgin nylon6,6. Peak value of tensile strength is 149.4 MPa, with flexural strength being 195.4MPa and flexural modulus being 9951MPa.

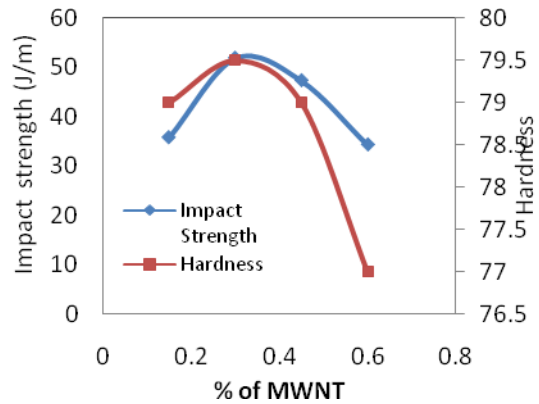
The average tensile modulus for 0.45 wt% structures is approximately 74% greater than Virgin nylon6,6. Peak value of tensile modulus is 11952 MPa .Impact strength and hardness 0.3w% structures are approximately 25% & 4% respectively and are greater than virgin nylon6,6. The average stiffness value increases up to 3 times greater than the virgin nylon6,6 and the peak value is 3582 N/mm. The average toughness optimized peak value is 17200J/m<sup>2</sup>. A slow decrease occurs with 0.6w% of tensile modulus dropping to 11233 MPa and 11258 MPa. But tensile strength, flexural strength and flexural modulus keep increasing MWNTs up to 0.6w%.[17-18]



**Fig.1a Strength & Modulus Vs % of MWNT**



**Fig.1b Impact & Hardness Vs % of MWNT**



**Fig.1c. Stiffness Vs Toughness % of MWNT**

**4. Design of the tennis racket**

Specification: HEAD Ti 4700 Tennis racket. A racquet design tries to find an ideal balance of playing characteristics. When a tennis racket is designed, some compromises must be accepted: power vs. control, comfort vs. feel, light weight/maneuverability vs. solid shot response and stability [1],[19].

Design of the tennis racquet was focused on many items, such as: racket size (dimensions– length, width, and thickness), size and shape of the racquet head, size and shape of the racket handle, frame and string materials, weight, centre of mass and inertial characteristics, etc. The racket design is performed using PRO/ENGINEER software suite multiplatform, one of the most used integrated CAD/CAM/CAE systems. PRO/ENGINEER offers one of the world's leading parametric solid modeling packages. Tennis Racket designed was thought to be composed of two main components: racket frame and strings. All parts go through the same stages of design.

Design stages used commands. As a first result, a sketch of the racket frame was obtained, using the Extrude-Swept Blend-Curve-Sweep. Next were realized holes into the racket frame for string placing. There were

used Hole command for the first hole and Pattern command to multiply the created hole. Racket frame is ellipse section. The holes made in the racket frame have diameter of 2mm, string diameter is 1.3 mm and they are arranged on the racket frame periphery at 19 mm distance vertically and 16 mm horizontally. Using the software facilities, the mass centre was determined.[20] The figure 2a. & 2b show 2D diagram and 3D model of the tennis racket.

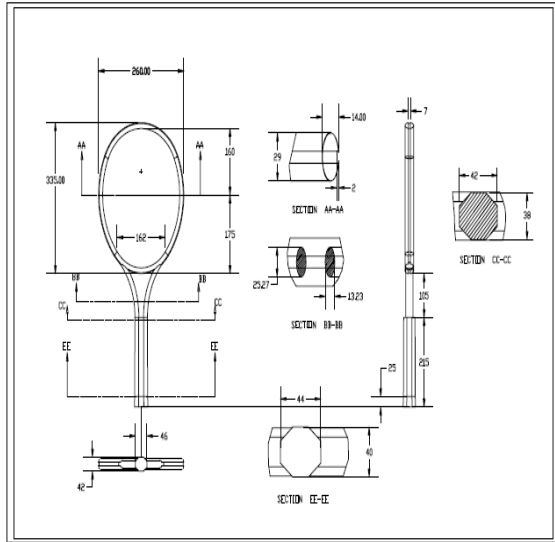


Fig. 2a. 2D Diagram of the tennis racket



Fig.2b. 3D Model of the tennis racket frame

### Finite Element Analysis of Tennis Racket

The racket model can be imported in finite element analysis software ANSYS 10.0 in order to simulate and analyze the mechanical characteristic of the racket, especially the impact between tennis ball and string bed of the racket and modal analyses were performed with the flexible racket models under different boundary conditions. Newer polymer nanocomposites material properties were taken for analyzing the tennis frame.[21,22]

### Structural Analysis of Tennis racquet

Using SOLID186 is a higher order 3-D 20-node solid element of meshing the tennis racquet 3D model for structural analysis.

#### SOLID186 Element Description

SOLID186 is a higher order 3-D 20-node solid element that exhibits quadratic displacement behavior. The element is defined by 20 nodes having three degrees of freedom per node: translations in the nodal x, y, and z directions. The element supports plasticity, hyper elasticity, creep, stress stiffening, large deflection, and large strain capabilities. It also has mixed formulation capability for simulating deformations of nearly incompressible elastoplastic materials, and fully incompressible hyper elastic materials.

#### SOLID186 Structural Solid Element Description

SOLID186 Structural Solid is well suited to modeling irregular meshes (such as those produced by various CAD/CAM systems).

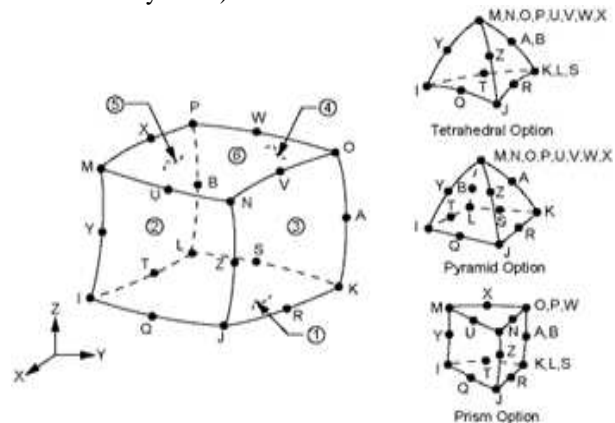


Fig. 3. SOLID186 Structural Solid geometry

### Structural analysis of tennis racket

Using SOLID186 is a higher order 3-D 20-node solid element of meshing the tennis racquet 3D model. The model will be constrained at the handle location in all DOFs. A pressure distribution of -1MPa along the inside edge of the ellipsoidal face will be applied to simulate the racquet strings. 32 forces of magnitude (32x 15.625N -z direction) will be distributed over the head of the racquet frame to represent the string-distributed forces on the racquet frame .as Impact force 500 N distributes 32 forces= 500/32=15.625N). First load case with only pressure distribution applied and Simulate. Second load case with both pressure and force applied and simulate .Both the cases, pressure distribution and pressure distribution with load applied plot analysis results. 0.6W% MWNT.

Actual volume of the tennis racket 668.228 mm<sup>3</sup> and mass of the nylon 6,6 racquet frame is 741.73 grams and mass of the nanocomposite tennis racquet frame is

715 grams. Nanocomposite 0.6w% MWNT tennis racquet frame having betterment stress value is 232MPa and moderate deflection value. The 0.45w% MWNT having better strength, modulus, and impact and moderate stress value suits for making a wide range tennis racquet frame and also use other sport equipments golf bat, hockey stick etc., Fig.4a-g shows the stress and deflection of nanocomposite.

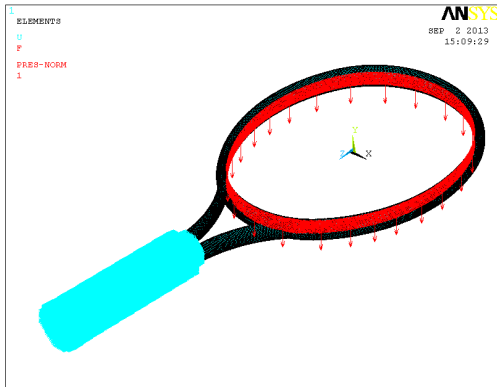


Fig.4a. Boundary conditions 32x15.625N -z direction

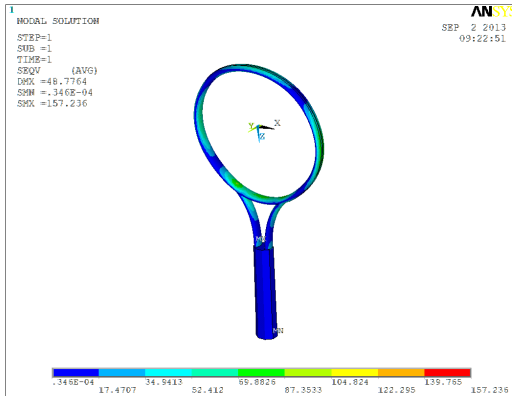


Fig.4b. Nylon6,6 & Force-Stress

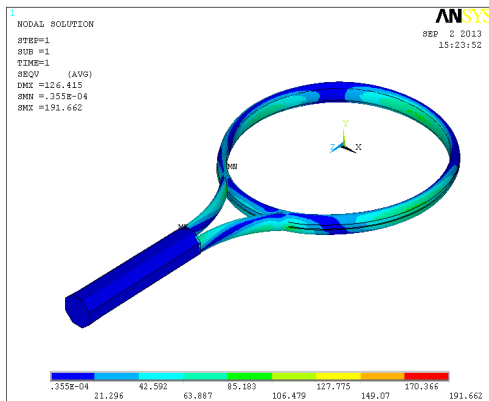


Fig.4c. Nylon6,6 Pressure & force-Stress

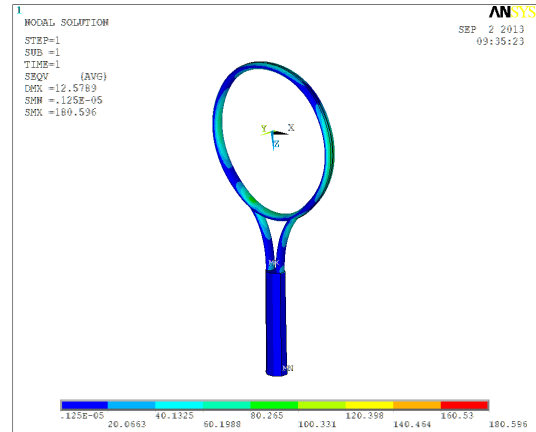


Fig.4d. 0.45w% MWNT force-Stress

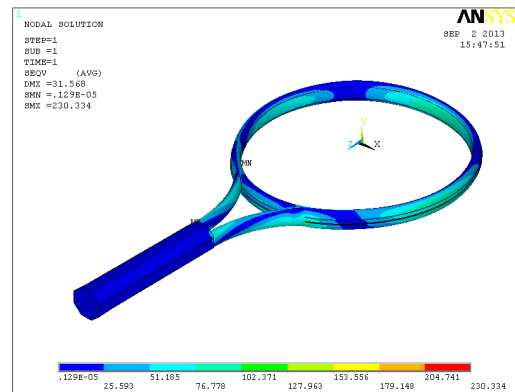



Fig.4e. 0.45w% MWNT Pressure & force-Stress



4f.0.6w% MWNT pressure -Stress



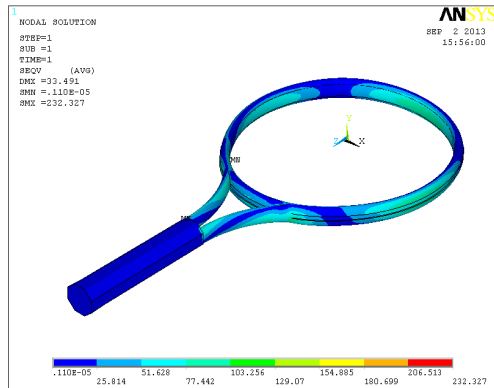


Fig.4.g. 0.6w% MWNT Pressure & Force -Stress

### Conclusion

The average tensile strength, flexural strength, flexural modulus and tensile modulus for 0.6 w% MWNT and 0.45w%MWNT structures increase. But tensile strength, flexural strength and flexural modulus keep increasing MWNTs up to 0.6w% MWNT. The average stiffness increases and the toughness start reducing and better impact strength. So the 0.6W% MWNT and 0.45W% MWNT nanocomposite replaces existing composite materials. In the tennis racket modeling applied nanocomposite properties and analysis is done. It is showing the stress value is 232 MPa and it is very good performance. It has absorbed shock and vibration and less in weight compared with existing tennis racket frame material.

### Work in progress

Vibration analysis of tennis racket frame with various vibration modes and difference impact force.

### Acknowledgements

The author thanks the Central Institute of Plastics Engineering and Technology, Chennai division, India, for helping in synthesizing the polymer nanocomposites and the Centre for Nano Science and Nanotechnology, University of Madras, Chennai for morphology testing. The author also thanks the Department of Sports Technology, Tamil Nadu Physical Education and Sports University, Chennai. , given the various technological input about tennis racket.

### References

- [1] <http://www.tenniscompany.com/about7.html>, Choose the Right Tennis Racquet, Accessed on 14.04.2010.
- [2] Vokoun\ M. The Design Aspects of Tennis Rackets,<http://www.answers.com/topic/tennis-racket-1>, How is a tennis racket made?, Accessed on 14.04.2010.
- [3] Bartlett M., Tennis Racket – Materials, Design, Evolution and Testing, Materials World Journal, Vol. 8.
- [4] Rupesh khare and Suryasarathi Bose,Carbon Nanotube Based Composite-A Review, Journal of Minerals and Materials Characterization and Engineering, 4(1):31-46,(2005).
- [5] Dresselhaus, M.S., Dresselhaus, G, and Phaedon Avouris,Carbon Nanotubes: Synthesis, Structure, Properties, and Applications, Springer-Verlag Berlin, Heidelberg.(2001).
- [6] Kodjie, S.L., Li, L.Y., Li, B., Cai, W.W., Li, C.Y., Keating, M., Morphology and crystallization behavior of HDPE/CNT nanocomposite, J Macromol Sci Phys, 45:231-245,(2006).
- [7] Iijima, S., Helical microtubules of graphitic carbon, Nature, 354: 56-58, (2011).
- [8] Kelly, B.T., Physics of Graphite, Applied Science Publishers, London, (1981).
- [9] Ajayan, P. M., Nanotubes from carbon, Chem. Rev. 99: 1787–1800,(1999).
- [10]Morinobu Endo, Michael S. Strano, and Pulickel M. Ajayan, Potential Applications of Carbon Nanotubes, Springer-Verlag Berlin Heidelberg, 111, 13–62, 2008.
- [11]Lim, T.C., Size-Dependency Consideration of Montmorillonite-Reinforced Nylon-6 Via Interfacial Stiffness, Journal of Thermoplastic Composite Materials, 24(5): 601-611,( 2011).
- [12]Susan Ward and Jane Crosby, The Influence of Microstructure on the Mechanical Property Performance of Long Fiber Reinforced Thermoplastic Composites, Journal of Thermoplastic Composite Materials, 3(2): 160-169, (1990).
- [13]Brody, H. Physics of a Tennis Racket. Am. J. Phys. 47, 482-487, (1979)
- [14]Brannign,M. & Adali,S. Mathematical modeling and simulation of a tennis racket. Medicine and Science in Sports and Exercise,1,44-53,(1981).
- [15]Jian Ping Lu. Elastic properties of carbon nanotubes and nanoropes, Physics Review Letter, 79:1297–1300,(1997).
- [16]Meyyappan, M. Carbon Nanotubes: Science and Application, CRC press, (2005).
- [17]B.G.Demczyk,Y.M.Wang, J.Cummings, M.Hetman, W.Han,A.Zettl and R.O.Ritchie, Direct mechanical measurement of the tensile strength and elastic modulus of multiwalled carbon nanotubes, Journal of Materials Science

- & Engineering A,A334(2002)173-178,Elsevier pub.
- [18] Kin-Tak Lau, Mircea Chipara, Hang-Yin Ling and David Hui., on the effective elastic moduli of carbon nanotubes for nanocomposite structures, Composite Part B Eng. 35(2):95–101, (2004).
- [19] Yu, M.F., Lourie, O., Dyer, M.J., Moloni, K., Kelly, T.F., and Ruoff, R.S., Strength and breaking mechanics of multiwalled carbon nanotubes under tensile load Science, Science, 287:637–40,(2000).
- [20] Sanjay K. Mazumdar, Composites Manufacturing: Materials, Product and Process Engineering, CRC Press,(2002).
- [21] Pao-Chen Lin the vibration characteristic analysis of tennis racket. Journal Physical education and Sport Science, 1998, June, 5, 67-85,
- [22] Dynamic Simulation of Tennis Racket and String International Journal of Sports Science and Engineering Vol. 1 (2007) No. 1, pp. 55-60